



School Hub Parent User Guide

Produced by: Karen Wilson
Date: March 2023
Version: 1





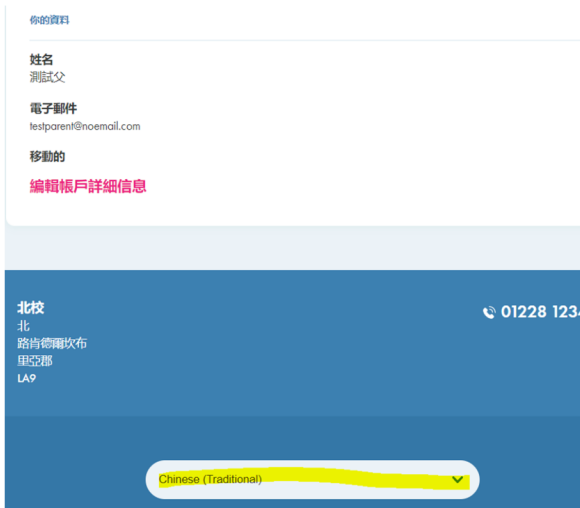
Welcome



Welcome to School Hub (formerly Lunch Shop). Following feedback, School Hub has been designed for parents with mobile phone optimization in mind and we hope that you find the website brighter, modern and easy to navigate around.

Great news – you can have one log in if you are a parent at more than one school and also have more than one parent/carer attached to a child. Please speak with one of your school admin or Orion to find out more.

If you wish to change the language in School Hub please scroll to the bottom of the screen and select as appropriate.






My Wallets



From the My Wallets links on your dashboard, you have the following options. If your child has a free school meal then you do not need to top up your wallet to order meals.

DASHBOARD

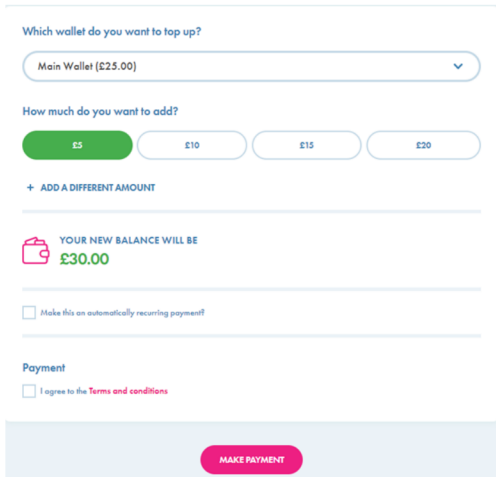


Top Up

Click the TOP UP link to add funds onto your Main Wallet account only.



1. Choose the amount you wish to top up – see next page
2. Set up a recurring payment which can be daily/weekly/monthly if you wish
3. Tick the T&C's box once read
4. Click on Make Payment
5. Input your debit/credit card details – we do not accept Paypal




Which wallet do you want to top up?

Main Wallet (£25.00) ▼

How much do you want to add?

£5 £10 £15 £20

+ ADD A DIFFERENT AMOUNT

 YOUR NEW BALANCE WILL BE
£30.00

Make this an automatically recurring payment?

Payment

I agree to the [Terms and conditions](#)

MAKE PAYMENT

If you are a parent in more than one school, you must choose the school before topping up your wallet. The same wallet cannot be used across all schools due to accounting purposes.

More actions

If you click more actions you can:

- **Transaction History** - View your transaction history on this wallet
- **Transfer funds** - you may transfer funds to another wallet items if your school takes payment for trips/clubs etc and wish to keep the transactions separate
- **Request a refund** – you may request a refund of all or part of your credit balance, from your Main Wallet only. If you have funds in another wallet you will need to transfer these back into your main wallet to request a refund
- **Contact school** – this will send a message direct to the school

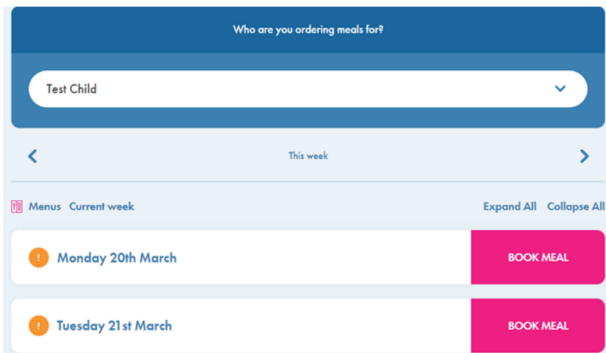


School Meals



Ordering a meal

- Click on School Meals box on your dashboard to order meals for your child.
- You have until 9.30 in the morning to order a meal. Your school will advise if they have a different cut off time. You will require a credit balance to order a meal for a child you pay for.
 1. Choose the child you wish to order for – see below
 2. Click on the Book Meal button to see the menu.
 3. Choose the main and dessert – see allergen info below
 4. Click on ‘confirm meal’. You will require a credit balance if your pay for a meal.





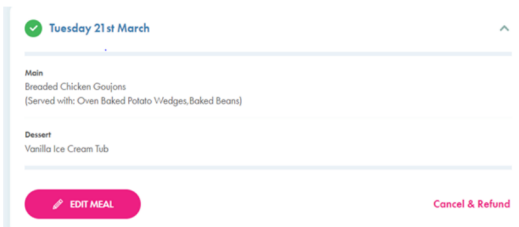
School Meals



The meal transaction will appear on your wallet transaction page and the monies debited from your balance when you confirm the meal (if you pay for a meal).

Edit or cancel meals

You can edit or cancel a meal by clicking back into the School Meals box and either clicking on edit or cancel meal. If you wish to re-order, follow the steps above.



The meal transaction will appear on your wallet transaction page and the monies credited to your balance when you cancel the meal (if you pay for a meal).

Allergen info – if your child has one of the 14 major allergens please contact School Admin to add this to their profile. Once added, if a meal has the same allergy you will be unable to order this meal. If your child has an other allergen/intolerance then please click on the information button next to the meal to see allergen/nutritional/ingredients of that meal. If you require a detailed spec of an ingredient please contact schoolhubsupport@orian.co.uk with your name, school and the date of the meal.




School Meals



You may order 2/ 3 weeks in advance by clicking on the arrow buttons under the child's name.

View Menus



You can view the menus either on the school meals pages or by clicking the 'view menus' box on your dashboard.

1. Click on the down arrow next to the week to see the days
2. Click on the + sign next to the day to see the menu

20th March 2023 - 24th March 2023	^
— Monday 20th March	
Mains	
Meatballs in Tomato Sauce served with (Pasta/Trots/Green Beans)	More info
Veggie Meatballs in Onions served with (Pasta/Trots/Green Beans)	More info
Assorted Jacket Potatoes served with (Mixed Salad) Filling options: <ul style="list-style-type: none">• Jacket Potatoes With Cheese• Jacket Potatoes With Beans• Jacket Potatoes With Tuna Mayo	More info
Allergy Free Beef Meatballs in Tomato Sauce served with (Pasta Or Green Beans)	More info
Desserts	
Fruity Flapjack	More info
Assorted Frozen Yoghurts	More info
Fresh Fruit Pie	More info
Allergy Free Shortbread	More info
+ Tuesday 21st March	

Click on 'more info' to view allergens/nutrients/ingredients – see next page.

Mains

Breaded Chicken Goujons served with (Oven Baked Potato Wedges, Baked Beans)

[Less info](#)

Ingredients

- Breaded Chicken Goujons
- Italian Seasoning
- Jacket Potatoes
- Rapeseed oil
- Baked Beans

Nutritional Info:

- calories: 273.6kcal
- energy: 1147.3kj
- fat: 9g
- saturates: 3.8g
- sugars: 3.5g
- salt: 0.9g
- carbohydrate: 30g

Other Allergens / Intolerances:

-  Gluten
-  Soya

Cheese & Bean Pasty served with (Oven Baked Potato Wedges, Baked Beans)

[More info](#)

Please note, the nutritional information should be used as a guide due to factors such as product substitutions etc. If you have any concerns, please contact your School.

If you require a detailed spec of an ingredient please contact schoolhubsupport@orian.co.uk with your name, school and the date of the meal.

You can also click on the 'book meals' link from this page to book a meal – see ordering a meal section

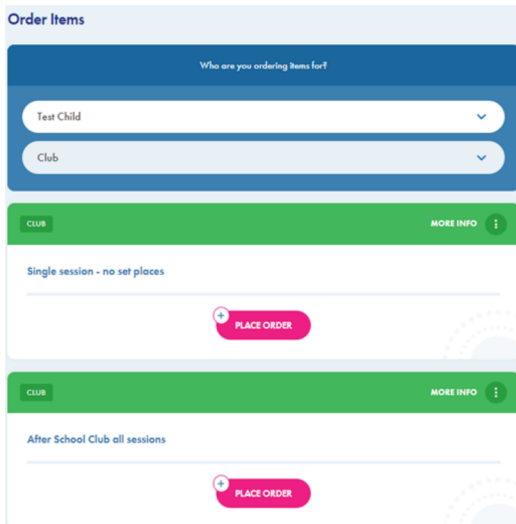
If your child requires a medical diet or has complex allergens, you must contact the School who will provide you with our Allergen and Medical Diet Procedure and an application form.



Other Items

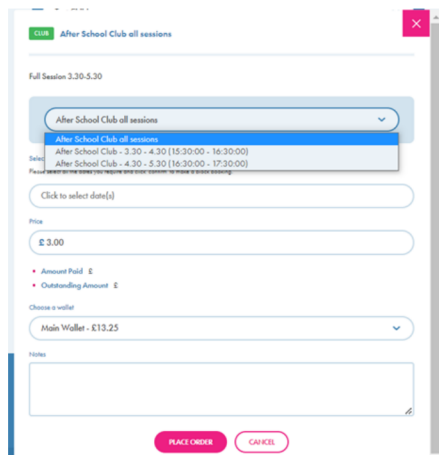
If your school takes payment for trips, clubs etc, you will find the appropriate item in this section to make a booking/payment. For all items you will require a credit balance. If you do not have enough funds a message will appear on the screen.

1. Click on 'other items' on your dashboard
2. Select the child you wish to order for
3. Select the item type if you wish
4. Locate the item and click on 'place order'

A screenshot of a web application interface titled "Order Items". At the top, it asks "Who are you ordering items for?". Below this are two dropdown menus: "Text Child" and "Club". The main content area shows two items for sale, each in a green header bar with "CLUB" and "MORE INFO" (with a dropdown arrow). The first item is "Single session - no set places" and the second is "After School Club all sessions". Each item has a pink "PLACE ORDER" button with a plus sign icon. The interface is clean and modern with a light blue background and green accents.

CLUBS – booking

1. If the club has more than one session available eg after school club, choose the session you wish to book
2. Select the date/dates you wish to book and click ‘confirm’ at the top of the calendar
3. Choose the wallet you wish to pay from if you have more than one available
4. Add a note to the school admin if you wish
5. Click on ‘place order’
6. If a permission slip has been attached, please choose as appropriate
7. Click on ‘place order’. If a date is unavailable, a message will appear to let you know. Please take this date out of the calendar and proceed



The screenshot shows a booking form titled "After School Club all sessions". It includes a dropdown menu for "After School Club all sessions" with a selected option "After School Club - 3.30 - 4.30 (15:30:00 - 16:30:00)". Below this is a "Select" dropdown with options "After School Club - 3.30 - 4.30 (15:30:00 - 16:30:00)" and "After School Club - 4.30 - 5.30 (16:30:00 - 17:30:00)". There is a "Click to select date(s)" field, a "Price" field showing "£ 3.00", and a "Choose a wallet" dropdown with "Main Wallet - £13.25" selected. A "Notes" text area is at the bottom, and "PLACE ORDER" and "CANCEL" buttons are at the very bottom.

CLUBS – view bookings and cancellation

1. Click on ‘View history’
2. Filter by dates if you wish
3. To cancel - find the booking and click on ‘cancel and refund’ if your school are allowing parents to cancel a club. If not please contact your school admin.

Orders for After School Club all sessions
(and sub-sessions)

Date From

Select Date

Date To

Select Date

APPLY

Qty.	Item	Ordered for	Ordered By	Price paid	Date	Actions
1 ×	After School Club all sessions	Test Child	Test Parent	£3.00	Order for: 21/03/2023	Cancel and refund
1 ×	After School Club all sessions	Test Child	Test Parent	£3.00	Order for: 22/03/2023	Cancel and refund

TRIPS – bookings for a set amount of monies either single payment or by instalments

1. ONE OFF PAYMENT – Choose the wallet you wish to pay from if you have more than one available. You will be unable to amend the price.
2. Click on ‘place order’ - see next page

TRIP
Castle Trip
✕

Trip Date 31/03/2023

Price

£ 2.50

Wallet

Main Wallet - £382.00
▼

PLACE ORDER
CANCEL

INSTALMENT PAYMENT – Input the amount you wish to pay

1. Choose the wallet you wish to pay from if you have more than one available
2. Click on ‘place order’
3. Click on ‘make additional payment’ to make further payments

TRIP
Residential Trip
✕

Trip Date 05/06/2023

Outstanding

i Can be paid in instalments
1 instalment(s) paid so far

£

- Total Price £ 200.00
- Amount Paid £ 10.00
- Outstanding Amount £ 190.00

Wallet

Main Wallet - £382.00
▼

Main Wallet - £382.00

Item Wallet - £67.50

PLACE ORDER
CANCEL



Other Items



TRIPS – view bookings/payment or cancellation

1. Click on ‘view history’ to view your payments/outstanding balance and make additional payments
2. Click on ‘cancel and refund’ if your school allow you to cancel. If not please contact your school admin

Orders for Residential Trip ✕

Qty.	Item	Ordered for	Ordered By	Price paid	Date	Actions
1 ×	Residential Trip	Todd Wilson	Charlotte Wilson	£110.00 (£190.00 outstanding)	Order for: 05/06/2023	Cancel and refund Make additional payment

OTHER – this can be used for non set amount items eg, making a payment for uniform throughout the year for varying amounts. There are various ways the school can set up an ‘other’ item so not all have screen shots

1. Input quantity if applicable (if for something like school play tickets)
2. Input the amount you wish to pay if it is not a standard price
3. Choose the wallet you wish to pay from if you have more than one available
4. Input something into ‘notes’ eg T Shirt size S so the school know what you are paying for
5. Click on ‘place order’

All uniform ✕

Quantity

Price

Wallet

Notes

PLACE ORDER CANCEL

OTHER – view bookings and cancellation

1. Click on 'View history'
2. To cancel - find the booking and click on 'cancel and refund' if your school are allowing parents to cancel. If not please contact your school admin.

Orders for Uniform

Qty.	Item	Ordered for	Ordered By	Price paid	Date	Actions
1 x	Uniform	Todd Wilson	Charlotte Wilson	£5.00	Order placed: 20/03/2023 15:04:52	You cannot cancel this order Notes: T Shirt size 5
1 x	Uniform	Todd Wilson	Steve McQueen (North Sch)	£2.00	Order placed: 06/03/2023 19:28:14	You cannot cancel this order Notes: 2 socks
1 x	Uniform	Todd Wilson	Steve McQueen (North Sch)	£1.50	Order placed: 06/03/2023 19:26:03	You cannot cancel this order Notes: A Sock

Children

Your child/children who are attached to you are visible on your home page. If you click on your child you can view basic information eg name, school, group, allergens, meal cost. If any of these details are incorrect please contact your school admin.



Todd Wilson



Todd Wilson
School North School
Group Nursery
Date of Birth 1970-01-01
Meal cost £3.00

DIETARY REQUIREMENTS / ALLERGENS



Crustaceans



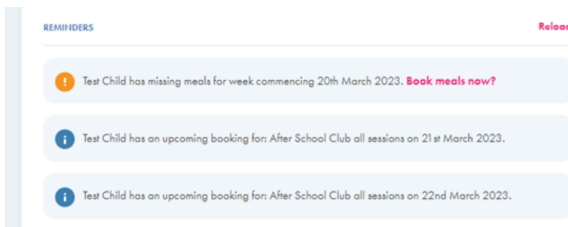
Other Items



Reminders

In this section reminders will be visible for:

- Meals not ordered with a link to the meal ordering page
- Any messages from the school
- Confirmation of refunds requested and actioned
- Payment info
- Upcoming trips/clubs



Quick Links

In this section you can quickly access some functionality within School Hub:

1. Reset Password – Change your password should you need to. If you have forgotten your password when logging into School Hub, you can click the 'Forgot password' from the login page
2. Top Up Wallet – takes you direct to the top up page to input your card details
3. Contact School – Allows you to compose a message a message to the school admin
4. Log Out – takes you to the login page (see next page)



Other Items



QUICK LINKS

[Reset password](#)

[Top up wallet](#)

[Contact school](#)

[Log out](#)

Your Details

This confirms your name, email address and contact number if you wish to add it. You are also able to add your address if you so wish.

These details are not shared with any third party organisations but do allow the school and Orion to contact you with regards to any queries on your School Hub account. You can edit your details by clicking on the link.

YOUR DETAILS

Name

Test Parent

Email

testparent@noemail.com

Mobile

[Edit account details](#)



Other Items



Home symbol, top left hand of screen

Returns you to the home screen from wherever you re in School Hub.



Menu symbol, top right hand of screen

Links to pages covered above and also report a problem to Orion and download the user guide.

- My Wallets
- School Meals
- View Menus
- Other Items
- My Children
- Contact School
- Report a Problem
- User Guide



My Account symbol, top right hand of screen

Links to :

- My Details
- Recurring Payments
- Update Password
- Account Security – 2 factor authentication
- Help and User Support
- Logout